

MODEL 1022

LIQUOR DIVERT SYSTEM

Let our vast
experience,
knowledge,
and superior
equipment
protect your
recovery boiler



LSC

LIQUID SOLIDS CONTROL, INC.

MODEL 1022 = The #1 Automatic Black Liquor Divert System, Worldwide!

Liquid Solids Control, Inc. developed the first commercially available Automatic Black Liquor Divert System in the late '70s. Since then, LSC has dedicated itself to meeting the needs of the Pulp and Paper Industry. In doing so, LSC has become the predominant supplier of Automatic Divert Systems. Once again LSC demonstrates its continual leadership and is proud to offer the Model 1022 Automatic Liquor Divert System. Contributing to LSC's extensive experience in the design and development of this equipment were many invaluable suggestions and mandates from several of the most prominent users/customers within the Pulp & Paper Industry. The LSC Model 1022 performs all necessary operational functions, including a number of "first-ever" features, and it fully complies with all of the current recommendations of B.L.R.B.A.C. (such as single unit operation during a prism wash cycle). With all the hardware, and the software, specifically designed for the Safe Firing of Black Liquor, the Model 1022 is an Automatic Liquor Divert System proven to provide the highest in reliability, while ensuring the ultimate in safety. The Model 1022 is equally appropriate as a devoted "stand alone" system (operates the Divert Valve directly) or to be integrated with a modern Burner Management System (DCS) through various discrete dry contacts.

Advanced Divert Logic Provides the Ultimate in Reliability and Safety

- Accurate "dual" solids measurement, combined with the ultimate in dependability
- Automatically will remove a refractometer from operation when deemed necessary
- "Smart Wash Technology" - plus, full divert capabilities maintained during an automatic prism wash
- Internal display screen for settings, diagnostics/troubleshooting and history file
- Extensive reporting capabilities - all changes/events logged with both date and time
- Intelligent fluorescent display (external) located on enclosure or remotely on the operator console
- Exclusive - "first-out"/sequence report to aid in understanding any possible R.B. "liquor diversions"
- Hard copy option (printer available) of all settings, alarms, and logged events/history
- No simple arbitrary "disable" mode
- All automatic "divert" features are retained during single refractometer operation
- Complies with all recommendations of Black Liquor Recovery Boiler Advisory Committee (BLRBAC)

OPERATIONAL SPECIFICATIONS

RANGE:	55-75, 55-80, 55-85% Solids
ACCURACY:	+/- 0.5 % of Range
LIQUOR TEMP Maximum:	150° C
LIQUOR TEMP Swing:	+/- 15° C
TEMPERATURE COMP:	Automatic, Electronic
LIQUOR LINE SIZE:	Any Pipe Line Size
LINE PRESSURE:	Up to 150 psi, as standard
ANALOG OUTPUT (A):	4-20 mA isolated
ANALOG OUTPUT (B):	4-20 mA isolated
PRINTER INTERFACE:	Output Available
ENCLOSURE:	NEMA 4 X SS Wall Mount
INPUT POWER:	115/230 VAC 50/60 HZ Approximately 90 WATTS
UNINTERRUPTIBLE POWERSOURCE IS ADVISED	

DISCRETE ALARM OUTPUTS

Liquor Divert Accomplished	Inputs (External Source)
Liquor Divert Valve Failure	
2% Solids Differential	
"A" Low Solids Alarm	Auxiliary Divert Command
"B" Low Solids Alarm	Divert Valve Position
Refract. (A) Malfunction	Gate Adaptors Position
Refract. (B) Malfunction	
A Unit Prism Wash Failure	
B Unit Prism Wash Failure	
"A ONLY" Single Operation	
"B ONLY" Single Operation	
System Malfunction	
System Maintenance	

Because of continuous research and development, with a keen interest in improving our product, Liquid Solids Control, Inc. reserves the right to make any model revisions and/or changes to these specifications, without notice.


Micro Processor Functions and Responsibilities

The "brain" of the Model 1022 system is the Central Processing Unit (CPU). Through the combination of LSC's vast experience with modern technology, dynamic and progressive "first-ever" features emerged. Precise user friendly software designed with on-screen prompting allows simple access to all information in the programming/diagnostic module in the processor enclosure. Redundant power supplies provide a secure power source to the CPU, assuring maximum up time for the system. In any case, failure of the CPU will result only in a "fail-safe" condition.

CPU RESPONSIBILITIES

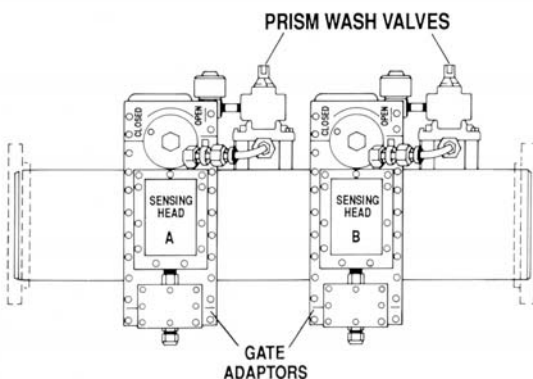
- Providing output signal to the divert valve... or burner management system
- Monitoring the A & B Refractometers
- Self-diagnostic/troubleshooting
- Automatically deciding dual or single refractometer operation
- "Smart" prism wash cycle
- Functional/operational alarms
- Setting/event/history memory

The physical layout of the Model 1022 is both logical and systematic. The electronics are in three distinct sections and all wiring connections are to one large clearly marked connection board, logically arranged.



Black Liquor % Solids Measurement

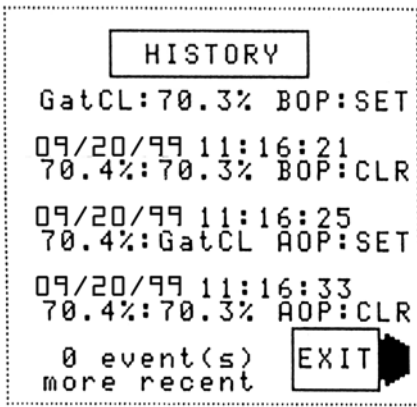
Utilizing and incorporating "field proven/time proven" LSC In-Line Sensing Heads and In-Line piping hardware, the LSC Model 1022 reliably measures Black Liquor Dissolved Solids. Coupled with the specially designed refractometer electronics, precise and accurate liquor solids data is continually provided to the Central Processing Unit (CPU). High level integrity of data is assured by numerous watch-dog checks continually performed by the CPU throughout the Refractometers and System. True dual Liquor % Solids measurement is achieved by Refractometer "A" and Refractometer "B" operating totally independent of each other (they are not 'slaved' together in any way).



"SMART WASH TECHNOLOGY" PRISM WASH LOGIC

With the advent of microprocessor technology, LSC was solely responsible for developing and introducing prism wash logic known as "Smart Wash Technology". The CPU monitors each (A-B) Sensing Head Prism Face as it washes every 20 minutes, at alternate 10 minute intervals, and controls the duration to wash for "only as long as necessary" ... usually only a few seconds. In the event a prism wash is not successful, another attempt (retry) will be made shortly thereafter to clear the problem before an alarm is indicated. In the unlikely event the wash was not successful, the CPU will set the appropriate (A-B) prism wash failure alarm. "Smart-Wash" eliminates most prism wash maintenance problems. To further enhance this feature, LSC has incorporated a new wash nozzle design to eliminate the possibility of problems with high solids, and high viscosity liquor, including eucalyptus. During the time that either unit is in prism wash, the Model 1022 maintains full automatic divert operation on the basis of the other operating unit (Automatic Single Unit Operation) to eliminate dead time during prism wash. Solids display, and associated outputs are on "hold" during the prism wash time of that particular unit.

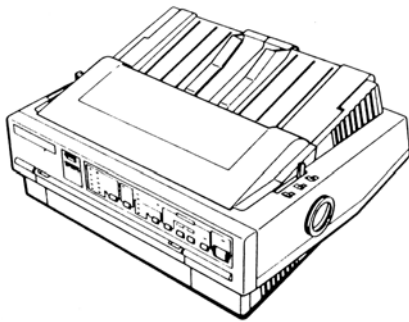
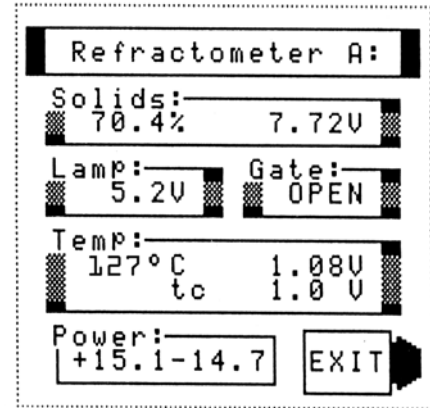
FIGURE 1



History and Diagnostics

Settings, events and abnormal situations are displayed by the programming/diagnostics module and/or operator interface panel for quick and easy reference. Numerous display screens provide pertinent information, data and events that are time and date tagged. (i.e. History Report - Fig.1, Refractometer Diagnostics Screen - Fig. 2)

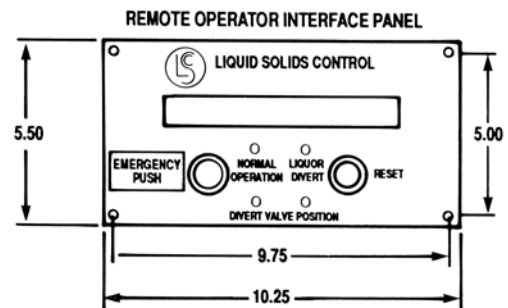
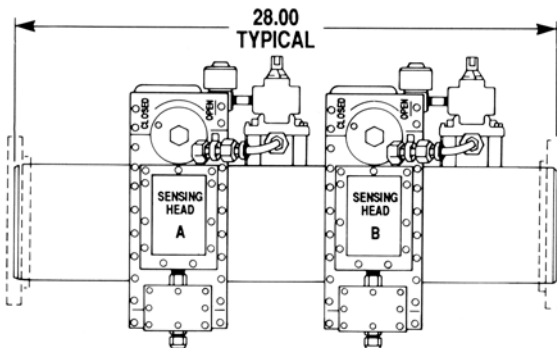
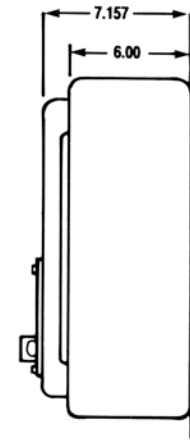
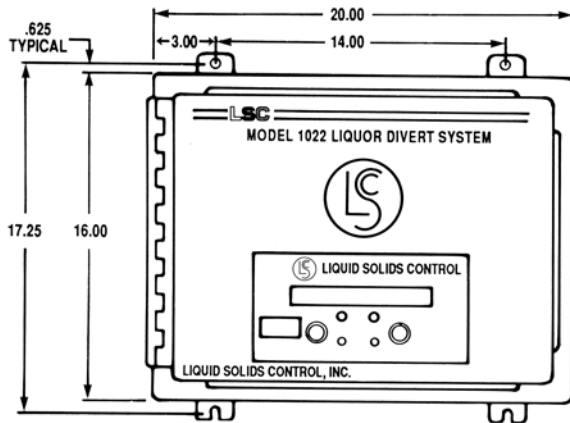
FIGURE 2



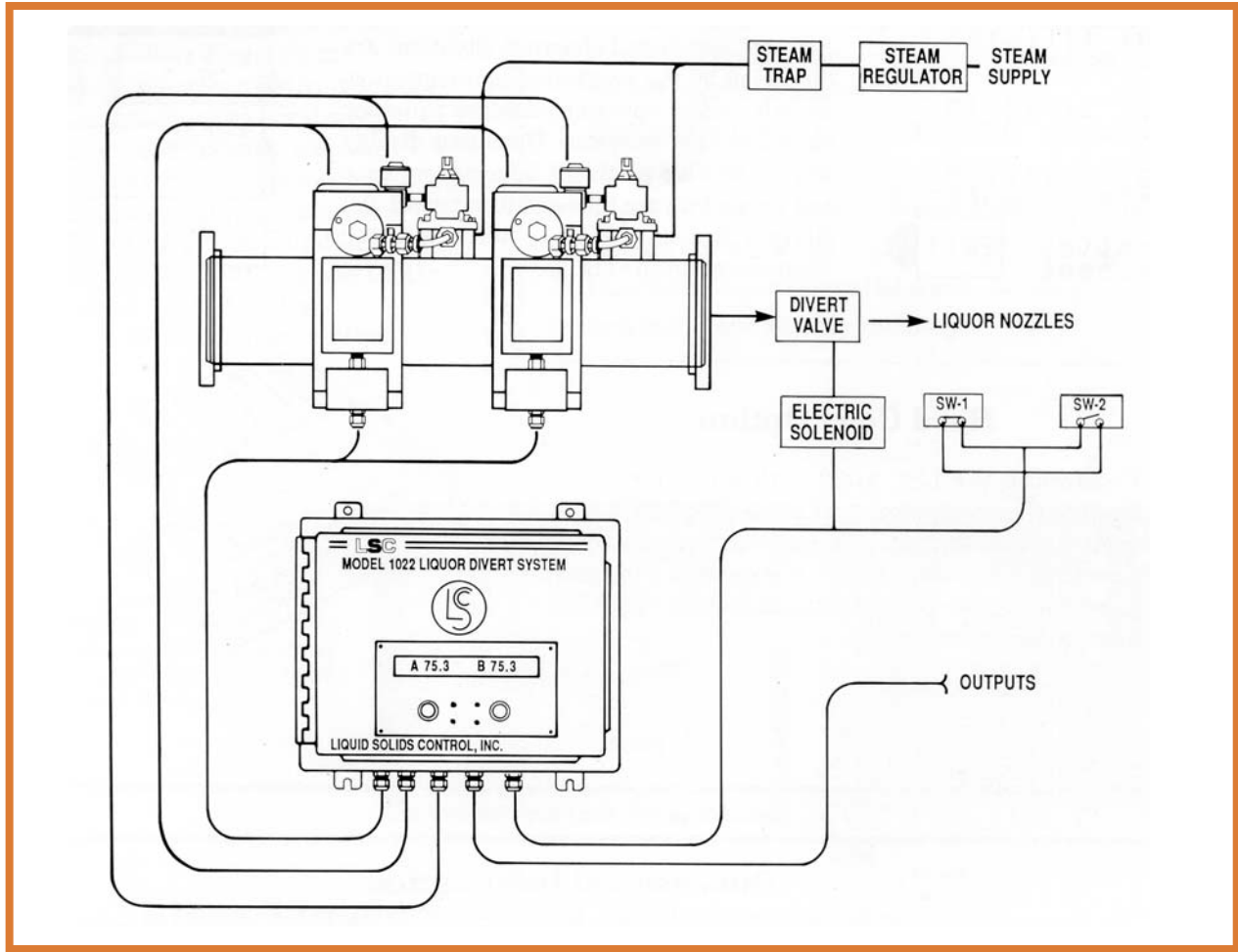
HARD COPY OPTION

Combining the LSC 1022 with a printer yields another "first". Print-outs of the settings, historical events and diagnostics reports are provided on demand for your maintenance records and audit requirements. Current events can automatically be printed out as they occur.

DIMENSIONAL INFORMATION



SYSTEM CONFIGURATION



A highly cost effective "Black Liquor Service" device.

GATE ADAPTOR

The LSC Gate Adaptor (isolation valve) provides a means for simple and quick removal of an LSC In-Line Refractometer Sensing Head from an active liquor pipeline, while ensuring the ultimate in safety. This dedicated unit eliminates the need for costly "By-Pass-Loops", or an unscheduled liquor line shutdown to allow maintenance or calibration. A device of this type is specifically recommended by B.L.R.B.A.C. being specifically against a "by-pass-loop". The Gate Adaptor provides for an external lock whereby its inherent design guarantees positive visual and physical indication of locked "fully-open" or locked "fully-closed". The lock cannot be employed if the Gate is less than 100% open/closed. Proper switch contacts are provided to the Model 1022 to indicate closing of the gate adaptor, automatically putting that unit out of service by going into "Single Unit Operation".



PIONEER AND LEADER OF RELIABLE AND EFFECTIVE AUTOMATIC LIQUOR DIVERT SYSTEMS

LIQUID SOLIDS CONTROL, Inc.
P.O. Box 259
Upton, MA 01568
Tel: (508) 529-3377
Fax: (508) 529-6591
e-mail: usa@liquidsolidscontrol.com

LIQUID SOLIDS CONTROL, Div.
107-721 Station Road
Victoria, B.C., V9B-2S1 Canada
Tel: (250) 474-2243
Fax: (250) 474-3339
e-mail: canada@liquidsolidscontrol.com

LIQUID SOLIDS CONTROL, Inc.
4503 Northpointe Place
Pensacola, FL 32514
Tel: (850) 478-6400
Fax: (850) 478-4406
e-mail: usa@liquidsolidscontrol.com

LSC SOUTH AMERICA, Ltda.
Rua Antonio Candido Alvarenga, 179
6 andar, cj. 61, Liberal Office Tower
Shangai, Mogi das Cruzes, S.P.
CEP: 08710-200 Brazil, S. America
Tel: (11) 4796-6860
Fax: (11) 4799-0687
e-mail: lscsa@gddmontengel.com.br

www.liquidsolidscontrol.com